

# DANCE EAST

MOVE | BE MOVED

## Visual Story

What to expect when you visit the Jerwood DanceHouse





DanceEast is at the Jerwood DanceHouse in Ipswich.

This is based on the corner of Foundry Lane and Saint Peters Dock along Ipswich Waterfront.



Once you arrive, there are plenty of car parks around town but the closest one to DanceEast is St Peter's Dock.



This is what the main entrance looks like from the outside. There are two sets of sliding doors you walk through to enter.





Once you enter, you will be greeted by our friendly team at the box office. You can sign in, and they will be able to help with any questions you have.



On the right-hand side of the box office is our café where you can buy drinks and food.



The lift can be found as you enter the building, turning left around the corner and past the window. The lift takes you to the first and second floor.



Toilets can be found to the left of the box office, straight through the glass door, past the staircase, and down the corridor.

There are male, female, wheelchair access and baby changing toilet facilities. We also have gender neutral toilets available.



By the staircase, there is a clothing rail for you to hang up and leave your coat. There is also space to leave buggies and wheelchairs.



Our foyer space is on the left-hand side of the box office.





There are comfy seats, tables and benches where you can sit and relax whilst you are in the building.



There is a watercooler to the right of the bar area if you get thirsty.



Go through these double doors next to the water cooler to access our gender neutral accessible toilets and the Wellbeing Studio.



Turn left and go through the second set of doors and then turn right. The Wellbeing Studio will be in front of you. You will find the toilets on the left hand side of the Wellbeing Studio.



The Wellbeing Studio can be hired and has step free access on the ground floor. The studio has mirrors on two walls with blinds, barres and a sound system.




Step outside the Wellbeing Studio and you will see a staircase on the right. Walk up this set of stairs to reach the Whistler gallery or go back into the foyer and take the lift.





Please note, there is also a staircase to the left of the box office which you can use and is closer to the entrance.



There is a wheelchair refuge point on the first floor before you enter the Whistler Gallery, between two sets of doors. Please note, these doors are heavy to push.




The Whistler Gallery is on the first floor and can be used for events and exhibitions. There are also doors to access step free seating in the theatre.




Continue up the staircase or take the lift from the Whistler Gallery to the second floor. There are two studio spaces: Red Shoe A and Red Shoe B.

Both studios have one wall of mirrors with blinds, windows, barres and a sound system. There is a wall that divides the studios which can be removed to make one big studio.



You are welcome to relax outside in the corridor before using the studios on the second floor.



Continue past the Red Shoe studios and you will reach the Ashton Studio.






There are male and female toilets and changing rooms outside the studio. There is a gender neutral toilet and changing room. There is also a therapy room and refuge point.



Take the staircase on the left to get back down to the foyer or walk back along the corridor to access the DanceEast offices and seminar room.



Take the staircase back down to the foyer and main entrance to the building.

If you need assistance at any point during your visit, please ask a member of our box office team.

If you would like to speak to a member of staff ahead of your visit, please get in touch by emailing [info@danceeast.co.uk](mailto:info@danceeast.co.uk) or call us on 01473 295230.

Click [here](#) to take the virtual tour of the Jerwood DanceHouse.

Find out more about hiring the Jerwood DanceHouse [here](#).

We hope you enjoy your visit to DanceEast!

